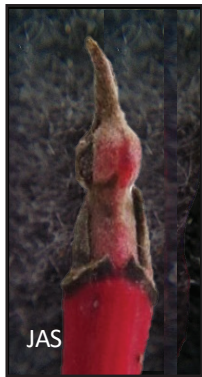



Redosier dogwood (*Cornus sericea*)

Leaves - One or more live, unfolded leaves (the entire length has emerged from a bud, so that the leaf stalk or leaf base is visible). Do not include fully dried or dead leaves. *Select even when increasing leaf size & colored leaves.*



Outer leaves are part of the bud. Look for when they spread and turn green.




Dormant bud
In dogwoods, the bud is often red and shaped like a pear. *You do not record this phase.*

Breaking leaf bud
One or more breaking leaf buds are visible (the green leaf tip is visible). This is before the first leaf has unfolded to expose the leaf base.

Increasing leaf size
Leaves have not yet reached full size (2-5" long). *Do not include new leaves that continue to emerge throughout the growing season.*

Colored leaves
One or more leaves show red, yellow or brown due to seasonal changes, drought or other stresses. *Do not include small spots of color, leaf damage, broken branches or fully dried/dead leaves.*


Flowers - One or more open or unopened flowers or buds are visible. Include buds that are swelling or expanding. Do not include wilted or dried flowers. *Select even when the flowers are not open. Note dogwoods first bloom in June but can continue into the late summer.*



Open flowers

One or more open, fresh flowers are visible with reproductive parts (male stamens or female pistils) visible between or within unfolded petals. Do not include wilted or dried flowers.

Fruit - One or more fruits are visible on the plant. For dogwood, the fruit is berry-like and is initially green. *Select even when the fruit is not ripe.*



Ripe fruit

One or more ripe fruits are visible on the plant. *For dogwood, a fruit is considered ripe when it is soft and has turned white or sometimes bluish.*